

# Access Your ID Card Online

Did you know that you don't need your physical ID card to use your health benefits?

You can access your Trustmark ID card anytime, from anywhere (including your doctor's office) via:



myTrustmarkBenefits.com portal

or



myTrustmarkBenefits mobile app

## You Don't Have to Wait

You don't have to wait for your Trustmark ID card to arrive in the mail. You can easily access your card digitally in seconds following the steps below.

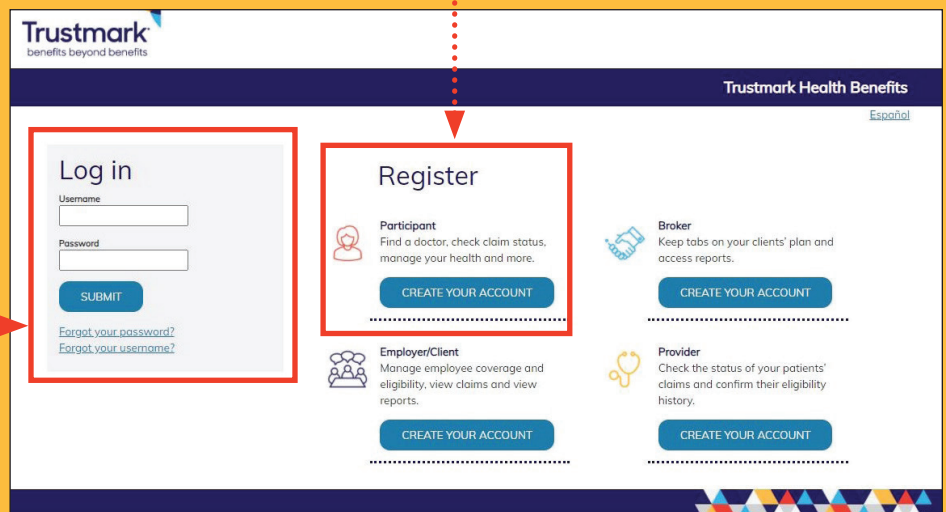
### Using myTrustmarkBenefits.com Portal

#### ► Step 1:

Go to **myTrustmarkBenefits.com** and log in. If you've never used the portal before, you will have to complete a quick one-time registration process.

Log in here

Register here



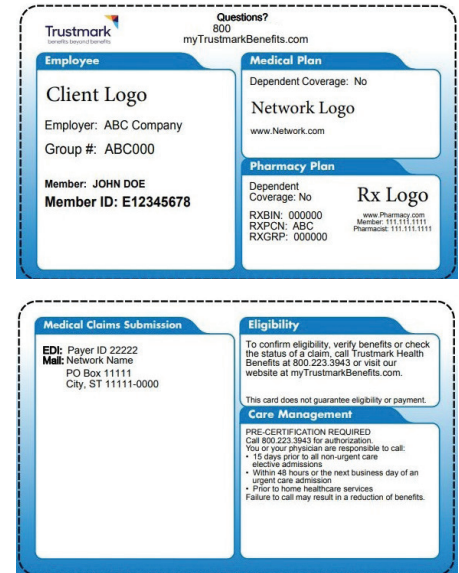
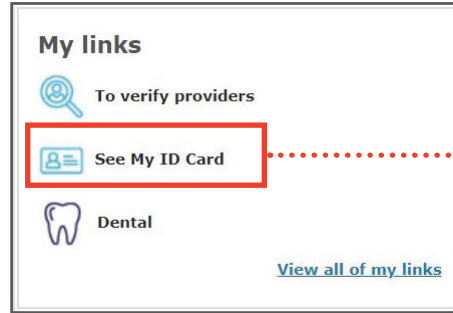
Continued on page 2 ►

## Using myTrustmarkBenefits.com Portal (continued)

### ► Step 2:

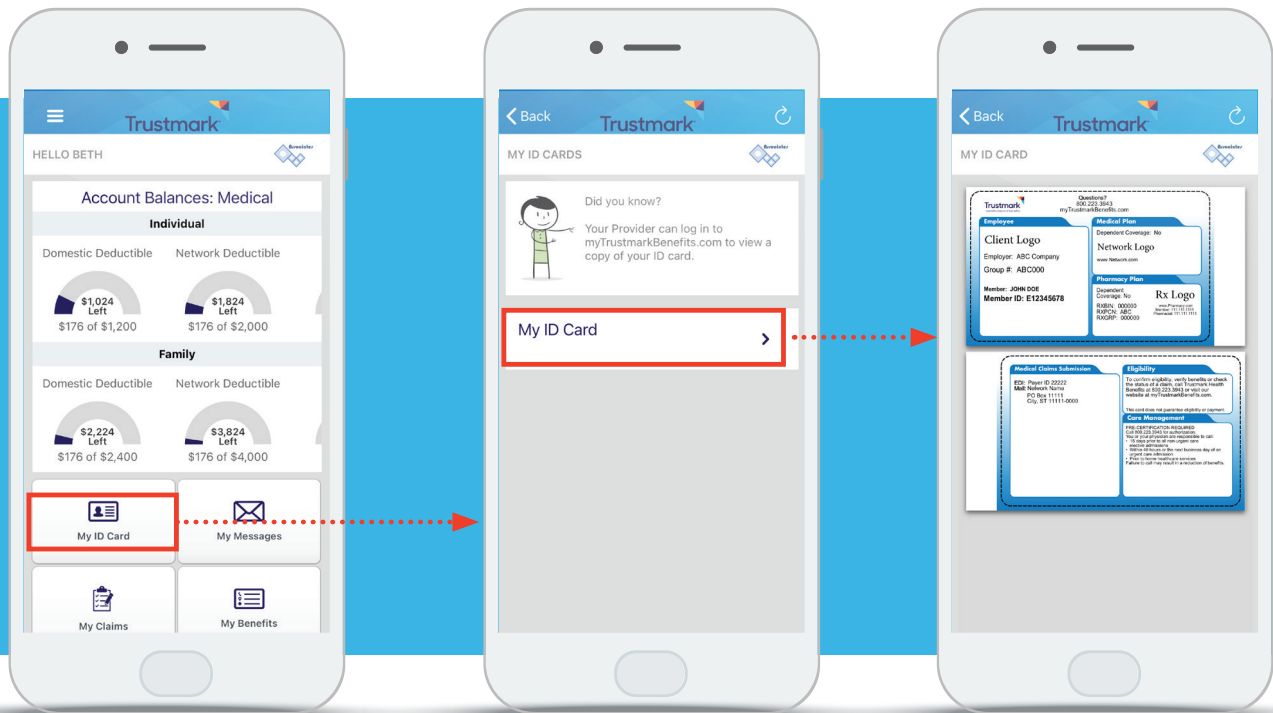
Go to the **My Links** section of your home page. Click the See My ID Card link.

**NOTE:** The links in your **My Links** section and the details on your ID card will vary depending on your specific plan benefits.



## Using myTrustmarkBenefitsMobile App

You can also access your ID card via our mobile app, **myTrustmarkBenefits Mobile**, available for free download from the Apple App Store or Google Play.



Expect **more.**  
**Benefit** more.

If you have any questions, just call the number at the top of your current ID card or send us a message via **myTrustmarkBenefits.com**.

Self-funded plans are administered by Trustmark Health Benefits, Inc.

400 Field Drive • Lake Forest, IL 60045  
800.832.3332 • TrustmarkHB.com

**Trustmark**  
benefits beyond benefits